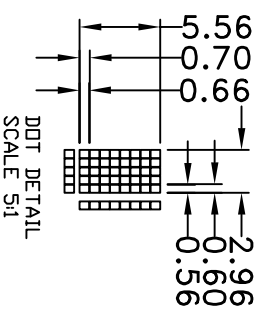
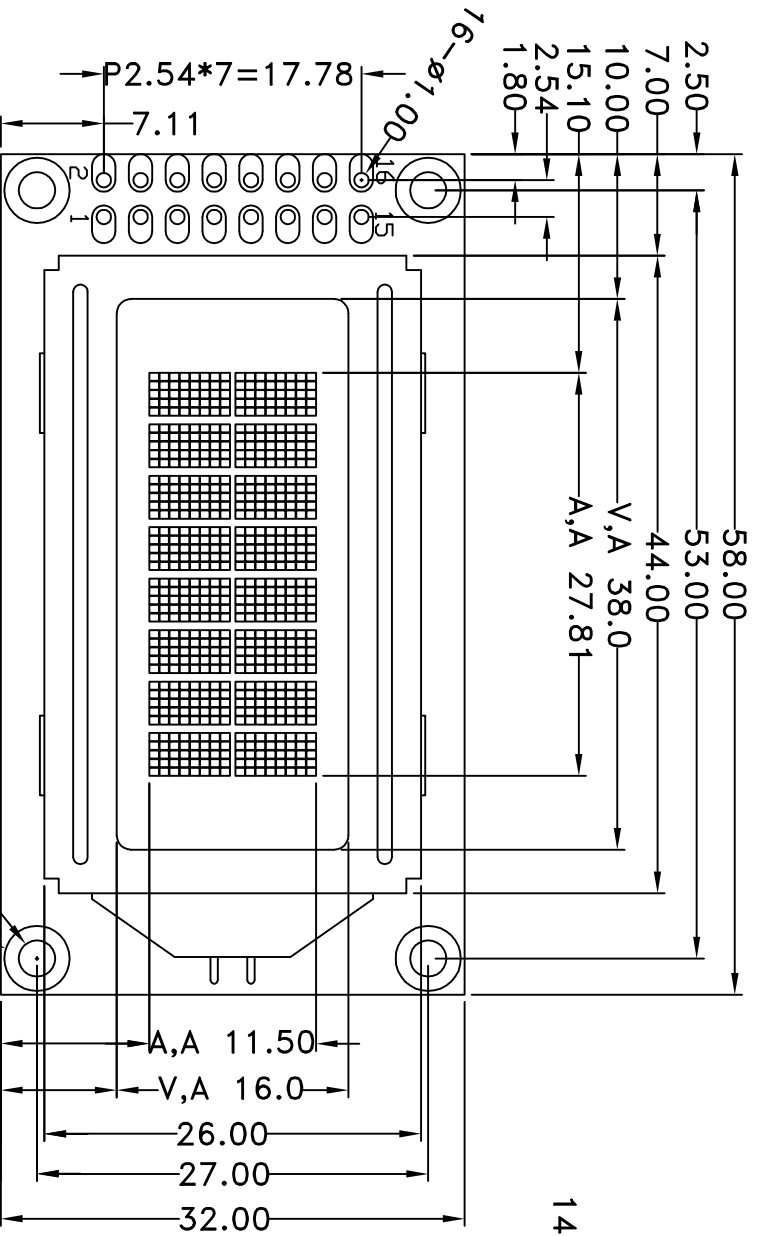
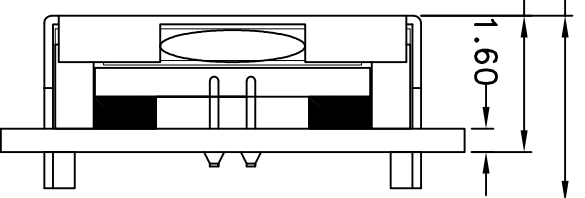
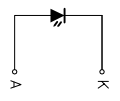


PIN	SYMBOL
1	VSS
2	VDD
3	V0
4	RS
5	R/W
6	E
7	DB0
8	DB1
9	DB2
10	DB3
11	DB4
12	DB5
13	DB6
14	DB7
15	LEDA
16	LEDK



BL Circuit Diagram



*1. LCD Display Type	STN-YG, Transflective, Positive
*2. Viewing Direction	6H
*3. LCD Driver Mode	1/16Duty, 1/5Bias
*4. Operating Voltage	5.0V
*5. Operating Temp	-20°C~+70°C
*6. Storage Temp	-30°C~+80°C
*7. Driver IC	ST7066-0T
*8. Backlight	YELLOW GREEN VF=5.0V If=15mA
*9. RQHS	

HOT DISPLAY

Dwg Title: HTM0802B-01Y-TSP-V03

Dwg No: 10300092 Ver: A/0

Scale: 1:1 Unit: mm Tol: ±0.3

Drawn: LIW/EI Checked: Date: 2014-09-03